


## Data sheet | Item number: 289-723

Interface module; with solder pin; Male connector; 37-pole; Double-deck PCB terminal blocks; in mounting carrier; Mating connector for solder connection; 2,50 mm<sup>2</sup>

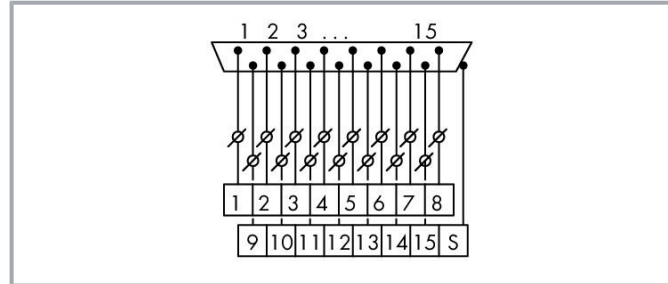


[www.wago.com/289-723](http://www.wago.com/289-723)



 Picture differs from the item.

Similar to picture



## Data Notes

Note

One solder terminal per pole is available for testing and patching (except for shield contact).

## Electrical data

Operating voltage	≤30 VAC; ≤50 VDC
Nominal current	2 A
Contact resistance (max.)	30 mΩ
Specialty functions	With solder pin with shield connection

Subject to changes. Please also observe the further product documentation!

WAGO GmbH & Co. KG  
Hansastr. 27  
32423 Minden  
Phone: +49571 887-0 | Fax: +49571 887-169  
Email: [info.de@wago.com](mailto:info.de@wago.com) | Web: [www.wago.com](http://www.wago.com)

Do you have any questions about our products?  
We are always happy to take your call at +49 (571) 887-44222.



## Safety and protection

Rated voltage	50 V
Pollution degree	2
Protection type	IP00; <b>Notice!</b> Live parts can be easily touched! Protection against direct contact must be provided by the equipment manufacturer, e.g., using a WAGO 709 Series Cover (see "Accessories") or a similar cover. The installation guidelines must be observed for each individual application.
Dielectric strength (channel/channel) (AC, 1 min.)	1.3 kV <sub>rms</sub>
Insulation type	Functional insulation

## Connection data

Performance level	2 / 200 mating cycles
Strain relief	UNC 4-40 stud bolt

## Connection 1

Connector	D-subminiature male connector
Pole number 1	37
Connection type 1	System
Note (conductor cross-section)	12 AWG: THHN, THWN
Mating direction	vertical
For mating connector	with solder contact
Connection type	Male connector; D-sub/HD D-sub

## Connection 2

Design 2	PCB terminal blocks (double-deck)
Pole number 2	38
Connection type 2	Field
Connection technology 2	CAGE CLAMP®
WAGO connector 2	WAGO 736 Series
Solid conductor 2	0.08 ... 2.5 mm <sup>2</sup> / 28 ... 12 AWG
Fine-stranded conductor 2	0.08 ... 2.5 mm <sup>2</sup> / 28 ... 12 AWG
Strip length 2	5 ... 6 mm / 0.2 ... 0.24 inches

Subject to changes. Please also observe the further product documentation!

WAGO GmbH & Co. KG  
 Hansastr. 27  
 32423 Minden  
 Phone: +49571 887-0 | Fax: +49571 887-169  
 Email: [info.de@wago.com](mailto:info.de@wago.com) | Web: [www.wago.com](http://www.wago.com)

Do you have any questions about our products?  
 We are always happy to take your call at +49 (571) 887-44222.



## Physical data

Width	99.5 mm / 3.917 inches
Height	85 mm / 3.346 inches
Depth from upper-edge of DIN-rail	48 mm / 1.89 inches

## Mechanical Data

Mounting type	DIN-35 rail
Housing design	Mounting carrier

## Material Data

Contact material (connector)	Au over Ni
Fire load	1.389 MJ
Weight	127.7 g

## Environmental requirements

Ambient temperature (operation)	-20 ... +50 °C
Ambient temperature (storage)	-40 ... +70 °C
Relative humidity	85% (non-condensing)
Operating altitude (max.)	2000 m

## Standards and specifications

Standards/specifications	EN 61010-2-201
--------------------------	----------------

## Commercial data

Product Group	6 (INTERFACE ELECTRONIC)
eCl@ss 10.0	27-14-11-52
eCl@ss 9.0	27-14-11-52
ETIM 8.0	EC002780
ETIM 7.0	EC002780
PU (SPU)	3 (1) pcs
Packaging type	box
Country of origin	DE
GTIN	4045454367008
Customs tariff number	85369010000

Subject to changes. Please also observe the further product documentation!


## Environmental Product Compliance

RoHS Compliance Status

Compliant, No Exemption

## Approvals / Certificates




### General approvals

Logo	Approval	Additional Approval Text	Certificate name
	EAC Brjansker Zertifizierungsstelle	TP TC 004/2011	EAC RU C-DE.AM02.B.00122 /19

## Optional accessories

### Marking accessories

#### Marking strip

	<b>Item no.: 709-196</b> Marking strips; for laser printer; translucent	<a href="http://www.wago.com/709-196">www.wago.com/709-196</a>
	<b>Item no.: 709-178</b> Marking strips; on reel; 7.5 mm wide; not stretchable; plain; snap-on type; white	<a href="http://www.wago.com/709-178">www.wago.com/709-178</a>
	<b>Item no.: 709-177</b> Marking strips; on reel; 7.5 mm wide; not stretchable; plain; snap-on type; translucent	<a href="http://www.wago.com/709-177">www.wago.com/709-177</a>

## Downloads

### Documentation

#### Bid Text

289-723 X81 - Datei	2019 Feb 20	xml 4.1 kB	Download
289-723 doc - Datei	2015 Feb 9	doc 27.1 kB	Download

#### Instruction Leaflet

pdf Download

Subject to changes. Please also observe the further product documentation!

### Additional Information

Disposal and Recycling	V 1.1.0	pdf	Download
Electrical and electronic equipment, Batteries, Packaging	2022 Aug 18	2.2 MB	

### CAD/CAE-Data

#### CAE data

EPLAN Data Portal 289-723	URL	Download
WSCAD Universe 289-723	URL	Download


### Environmental Product Compliance

#### Compliance Search


Environmental Product Compliance 289-723	URL	Download
Interface module; with solder pin; Male connector; 37-pole; Double-deck PCB terminal blocks; in mounting carrier; Mating connector for solder connection; 2,50 mm <sup>2</sup>		

### Installation Notes

#### Conductor termination




Conductor termination – screwdriver actuation parallel to conductor entry




Conductor termination – screwdriver actuation perpendicular to conductor entry

#### Installation

Subject to changes. Please also observe the further product documentation!



Snapping a module onto DIN-rail.



Removing a module from the DIN-rail.

Subject to changes. Please also observe the further product documentation!